

# Pre-Wedding Portraiture


— Lookbook —

*White Room Studio*



# — WELCOME TO — *White Room Studio*

**Warm sunlight**, big windows, a **balcony** overlooking **Fort Canning Park**, original wooden floorboards from 1927 running across the entire studio, just imagine having your pre-wedding portraits taken in a **beautiful space** like this!



Feel at home in our **2400 sq ft shophouse** in River Valley, where it all begins with the White Room Studio difference: making sure you'll have an **extraordinary experience**, right from your first hello. Our team will look after each step of the photography session, so you don't have to.

We **value** every client's experience, which is why we take the time to listen, to get to know you, and provide a portraiture session you've only dreamt about.

Since 2009, White Room Studio has grown into an **award-winning**, renowned photography studio in Singapore. **Heart & soul** are invested into creating a welcoming yet unique natural light shophouse-studio environment, giving you a *thoughtfully-designed* photoshoot when you visit us.



# WHAT TO EXPECT



With over **70 years** of combined portraiture experience, our award-winning team works together to ensure your time with us will be memorable, and to create timeless portraits for you to bring home and cherish. We understand how important such memories are, and that's why we strive to make sure each photoshoot is **fun & enjoyable**.

- We'll provide a **personal consultation** to find out more about what you're looking to achieve in your pre-wedding photos!
- During the photoshoot, our experienced photographers will walk you through each step of the shoot, giving you directions & tips on how to pose.
- **Studio assistants** are on hand to make sure the photo session runs smoothly.
- Our **well-stocked pantry** is all yours if you need a refreshment. Be our guest!
- Our style focuses on the interactions between subjects in a **natural** environment, so just bring lots of smiles!
- After the photoshoot, you'll be invited back for a **viewing session** of all your photos & you can purchase other products as well.



We hope this Lookbook will be a useful guide for your journey with us!

More questions? Contact us & we'll personally assist with any queries you may have.

Contact details are in the last page of this Lookbook.

Enjoy the read, and we look forward to meeting you at White Room Studio!







## TRADITIONAL


Figure-hugging cheongsams with exquisite textures bring the perfect balance of elegance & tradition to a pre-wedding photoshoot. Did you also know that White Room Studio is the first photo studio in Singapore to create a unique Peranakan concept? Let us capture your pre-wedding photos with an oriental-inspired twist!



## MODERN

For the gentlemen, a well-tailored suit is a must to look sharp and smart. You can also bring a tie or bow tie to go along with the formal look. The clean, unbroken lines of a fitted suit will create a silhouette that is pleasing to the eye.

As for the ladies, choose a gown that best suits your body type. Typically, gown styles that have long trains, tapered necklines, and adds volume from the waist down will show up beautifully and accentuate an hourglass figure on camera.



During wedding gown fittings, a key tip is to pick a gown that fits snugly around your hips and shows off your décolletage. You'll look extra flattering in your pictures!

# WHAT TO WEAR





## HAIR & MAKEUP

The right bridal makeup should help to enhance your natural features and create **a soft, timeless and sophisticated** look. You want to still appear modern when you revisit your pre-wedding photos years later!

The focus of a portrait is often the **eyes**, so any eye makeup should be applied delicately. When choosing eyeshadows and lip colour, these should complement your skin tone, adding a bit more definition to your **natural beauty**.

Let's talk about **hair** — for a romantic look, most brides opt for long and loose waves, intricate braids or side-swept curls. Do discuss **your preferred style** with your makeup artist as hair & makeup go hand in hand!

For the gentlemen, it is best to use products like a long-lasting hair gel or hair spray to create a neat and polished appearance.




## MAKEUP

### DID YOU KNOW?

You can enjoy hair and makeup services in the comfort of White Room Studio's new vanity room. Book a **1-hour bridal hair & makeup package\***, and our esteemed professional makeup artist, who has worked with us for 10 years, will create a bespoke look for you on this special day.

*\*Ask us about a private makeover session today!*



# NOT WHAT TO WEAR

Here are some tried and tested tips to make sure the photoshoot meets your expectations. Generally, it's better to stay away from:

- Checkered patterns
- Neon colours
- Loud, big logos
- Large floral patterns
- Shiny, reflective textures
- Too many accessories
- Spectacles with tinted or transition lenses
- Clothes that are too loose, too tight or too thick
- Colourful undergarments (nude tones are best)

We recommend you to pick outfits in colours that complement your skin tone. Pastel colours like lilac or richer, warmer colours will go well with darker complexions.

Lighter, cooler skin tones will suit colours that bring contrast, such as jewel colours (a saturated red, blue, green, yellow).



## FOOTWEAR

Appropriate shoes for each outfit are very important, especially during a photoshoot! Footwear can make or break an outfit and it is also the quickest way to make an impression.

As a rule of thumb, avoid open-toe footwear such as slippers or sandals.

A pre-wedding portraiture session is a formal occasion, so opt for **dress shoes** instead, such as heels and a well-worn pair of loafers or oxfords. **Comfort is key** — your shoes should not hurt too much!

For the gentlemen, always **match your socks** with your shoes! High socks paired with a suit is most presentable.

Ladies, your heels can **change your height** when you pose with your partner. Do wear something you can easily remove and put on if need be.





# PROPS

A personal belonging can mean so much!

Bring along any item to customise your photoshoot and help you tell your love story!

If you wish to bring a few items with you, do inform our studio's team ahead of time so we can creatively plan your photoshoot around your props.



# THE GREAT OUTDOORS

Let us create some magical and fun portraits outdoors in Singapore for you! Pick a favourite spot and we will take care of the rest.

Capture unforgettable memories as you take a trip down memory lane — it could be where you met each other, had your first date, or first kiss.





# Preparing for your Viewing

During your session, you can also discover our **full product catalogue** and purchase more photos if you wish.

These are the options available in our **Creations Catalogue**:

*Canvases, Fine-art frames, Metal prints, Crystal mounts, Acrylic table art blocks,  
Wood prints, Coffee table books*

If you are considering displaying your images **at home**, do come prepared with **rough measurements** to ensure the perfect fit! You may also show us pictures/videos of the room you want the displays to be installed in.



We invite you back to view your images **1-2 weeks** after your shoot. A viewing session is **1.5 hours**, which allows us to show off all your portraits in the comfort of our Gallery Room whilst you sit back and enjoy the show!

We are here to help you select the **best photographs & creations**, and we also give invaluable advice on display possibilities suited to your personalised needs.





# White Room Studio

Your Stories, Our Imagination

## ENQUIRIES

[enquiry@whiteroomstudio.com.sg](mailto:enquiry@whiteroomstudio.com.sg)

+65 8769 6003

## STUDIO

219 River Valley Road . Level 2

Singapore 238277

## HOURS

Monday – Friday: 10am – 7:00pm

Saturday & Sunday: 10am – 6:30pm

## FIND US ON



@whiteroomstudio



whiteroomstudio



White Room Studio

*Logan*