

Family Portraiture

— Lookbook —




White Room Studio

— WELCOME TO —

White Room Studio

Warm sunlight, big windows, a **balcony** overlooking **Fort Canning Park**, original wooden floorboards from 1927 running across the entire studio, just imagine having your family portraits taken in a **beautiful space** like this!



Feel at home in our **2400 sq ft shophouse** in River Valley, where it all begins with the White Room Studio difference: making sure you'll have an **extraordinary experience**, right from your first hello. Our team will look after each step of the photography session, so you don't have to.

We **value** every client's experience, which is why we take the time to listen, to get to know you, and provide a portraiture session you've only dreamt about.

Since 2009, White Room Studio has grown into an **award-winning**, renowned photography studio in Singapore. **Heart & soul** are invested into creating a welcoming yet unique natural light shophouse-studio environment, giving you a *thoughtfully-designed* photoshoot when you visit us.

WHAT TO EXPECT



With over **70 years** of combined portraiture experience, our award-winning team works together to ensure your time with us will be memorable, and to create timeless portraits for you to bring home and cherish. Having family portraits taken can be intimidating! We understand, and that's why we strive to make sure each photoshoot is **fun & enjoyable**.

- Before the day of your shoot, we'll give you a **call** to find out more about what you're looking to achieve in your family photos!
- During the photoshoot, our experienced photographers will walk you through each step of the shoot, giving you directions & tips on how to pose.
- **Studio assistants** are on hand to make sure the photo session runs smoothly.
- Our **well-stocked pantry** is all yours if you need a refreshment. Be our guest!
- Our style focuses on the interactions between subjects in a **natural** environment, so just bring lots of smiles!
- After the photoshoot, you'll be invited back for a **viewing session** of all your photos & you can purchase other products as well.




We hope this Lookbook will be a useful guide for your journey with us!

More questions? Contact us & we'll personally assist with any queries you may have.

Contact details are in the last page of this Lookbook.

Enjoy the read, and we look forward to meeting you at White Room Studio!





Colour coordination is an important aspect of portraiture, especially for group photo sessions. As a general rule, earthy, neutral, and pastel colours work best together.

By picking the right patterns and tones, you can let the personalities of each family member shine through. If you want to keep it simple, here are some tried and tested options!

CLASSIC IN NEUTRALS

A white top paired with blue denim jeans is a timeless combination that will never go out of style for every family. This is the perfect casual outfit that anyone can easily pull off no matter the occasion!



WHAT TO WEAR

WHAT TO WEAR



For those who like to keep it simple, a "little black dress" will be your best friend — a wardrobe staple that offers you much sophistication and glamour in today's modern scene.

When choosing and planning pieces to wear, a good tip is to pick something that isn't too loose or hugs your body too tight. You'll feel more comfortable, and also look extra flattering in your pictures!



SMART & SHARP

For the gentlemen (dads especially!), a suit or shirt and pants combination is the best way to look sharp and smart. You can also bring a tie or bow tie to go along with the formal look.

The clean, unbroken lines of a well-fitted suit will create a silhouette that is pleasing to the eye.

As for the ladies, a fine evening dress with some texture will show up beautifully and accentuate your physique on camera.





Key tip: Make sure everyone is wearing a range of different secondary colours to keep it visually interesting. Pair soft pinks or lavender with browns/grey, or similar pastel shades of various textures. Blue paired with khakis works very well too!


Instead of matching outfits in the same tone and colour, let your loved ones each wear pops of pastel in different colours! If the tones are muted and soft, mixing different colours work!

This will complement the entire family perfectly and everyone will look cohesive, which is exactly the effect you want when taking a group portrait.

COLOURFUL & CHIC

Colours are loads of fun! Just take care with how you mix and match between family members!

Muted colours are fail-proof options and give a softer feel to portraits. Think pastels, earthy brick red, mustard yellow, light olive green, sky blue, instead of strong solid colours.





TEXTURED TRENDS

Batik shirts are making a comeback: they're stylish streetwear & smart casual affairs, and easy enough to pair with anything else. Their intricate patterns offer a subtle aesthetic which photographs beautifully on camera. We invite you to strike a pose against our Peranakan corner — each glazed tile is carefully handpicked to create the ultimate versatile backdrop for any kind of photoshoot.



PRETTY IN PERANAKAN

Celebrate heritage in style! Textured cheongsams and nyonya kebayas bring the perfect balance of tradition and elegance to a family photoshoot — just look at these photos!

Did you also know that we are the first studio in Singapore to have a unique Peranakan concept?

WHAT TO WEAR


WHAT TO WEAR

FUN & FASHIONABLE

Darker colours — black, navy blue, dark green, a deep red or purple — are bold choices that show up well on photographs.

Do take note that if you're going for a neutral palette, everyone should wear them together for the best effect.

If you wish to stick to a single colour but worry if it might look boring, you can choose pieces that carry more textures e.g. lace, silk, corduroy, or knit!



Get creative and quirky! Pajamas, bath robes, alphabet tees, even a taekwondo uniform — the possibilities are endless. Customise your photoshoot the way you like as a family and make it truly yours.

NOT WHAT TO WEAR

There are no hard rules on what not to wear, but here are some tried and tested tips to make sure the photoshoot meets your expectations.


Generally, it's better to stay away from:

- Polo shirts and hoodies
- Checkered patterns
- Neon colours
- Loud, big logos
- Large floral patterns
- Shiny, reflective textures
- Too many accessories
- Spectacles with tinted or transition lenses
- Clothes that are too loose, too tight or too thick
- Colourful undergarments (nude tones are best)



We recommend you to pick outfits in colours that complement your skin tone. Pastel colours like lilac or richer, warmer colours will go well with darker complexions.

Lighter, cooler skin tones will suit colours that bring contrast, such as jewel colours (a saturated red, blue, green, yellow).



FOOTWEAR

Appropriate shoes for each outfit are very important, especially during a photoshoot! Footwear can make or break an outfit and it is also the quickest way to make an impression.

As a rule of thumb, avoid open-toe footwear such as slippers or sandals. Go for **dress shoes, sneakers, or boots.**

Remember, it depends on the *theme* as well. Sneakers are the default choices for casual streetwear, while heels and a nice pair of loafers/oxfords are preferred for smart casual and formal occasions. **Comfort is key** — your shoes should not hurt too much!

For the gentlemen, always **match your socks** with your shoes! High socks with a suit is most presentable.

Ladies — heels can **change your height** when you pose with another family member. Do wear something you can easily remove and put on if need be.

Or, you're free to ditch the footwear and go bare!





HAIR & MAKEUP

The right makeup can help to enhance your features and create a confident yet sophisticated look. Ladies should have some light makeup on — nothing too dramatic!

The focus of a portrait is often the **eyes**, so any eye makeup should be applied delicately. Neutral colours will work best. A rich lip colour can also spice up your look!

Let's talk about **hair** — for ladies with more length, a gentle blowout will add some volume to your hair. If you have short hair, take the time to comb and style it, keeping any flyaways in place.

For men and boys, you can use products like hair gel or hair spray to create a neat and polished appearance.



MAKEUP

DID YOU KNOW?

You can enjoy hair and makeup services in the comfort of White Room Studio's new vanity room. Book a **1-hour hair & makeup package***, and our esteemed professional makeup artist, who has worked with us for almost 10 years, will create a personalised look for you.

**Ask us about a private makeover session today!*



WHAT TO BRING

PETS

White Room Studio is pet-friendly! Your fur kids are part of your family too, so bring them along to complete your family portrait.

Our studio is full of natural light, warm and cosy — just how they like it!



PROPS

Big party balloons, a childhood soft toy, a cherished family heirloom. A personal belonging can mean so much!

You're welcome to bring along any props to customise your photoshoot and help you tell your family's story.

If you wish to bring a few items with you, do inform our studio's team ahead of time so we can creatively plan your photoshoot around your props.

Preparing for your Viewing

During your session, you can also discover our **full product line-up** and purchase more photos if you wish.

These are the options available in our **Creations Catalogue:**

*Canvases, Fine-art frames, Metal prints, Crystal mounts, Acrylic table art blocks,
Wood prints, Coffee table books*

If you are considering displaying your images **at home**, do come prepared with **rough measurements** to ensure the perfect fit! You may also show us pictures/videos of the room you want the displays to be installed in.



We invite you back to view your images **1-2 weeks** after your shoot. A viewing session is **1.5 hours**, which allows us to show off all your portraits in the comfort of our Gallery Room whilst you sit back and enjoy the show!

We are here to help you select the **best photographs & creations**, and we also give invaluable advice on display possibilities suited to your personalised needs.



White Room Studio

Your Stories, Our Imagination

ENQUIRIES

enquiry@whiteroomstudio.com.sg

+65 8769 6003

STUDIO

219 River Valley Road . Level 2

Singapore 238277

HOURS

Monday – Friday: 10am – 7:00pm

Saturday & Sunday: 10am – 6:30pm

FIND US ON



@whiteroomstudio



whiteroomstudio



White Room Studio

Logo